









CAN YOU PICTURE IT?

Use the pictures in each box to help you figure out the party-related words and phrases.


		
		
		

Create your own below and test them out with your classmates!



Name: _____

THE SCHOOL MAGAZINE'S 110th BIRTHDAY ACTIVITY BOOK



WELCOME TO THE CELEBRATION!

The Countdown and Blast Off characters are ready to celebrate with you!
Unfortunately, your invitations have arrived with some of the words missing. Use the words in the list to fill in the blank spaces so you can get moving on the party puzzles!

Ahoy, mateys!

It's the 110th _____ of TSM this year, and _____ makes my whiskers quiver with great happiness! Here on the SS _____ we're celebrating with _____ birthday cakes, _____ up by Shasta ... ooh, she's making her special licorice and gherkin cheesecake right now! _____ the celebrations throughout 2026!

- Bob the otter

Greetings from the _____ Cumulus!

This year is the 110th birthday for TSM and we're most _____ to be sailing through the celebratory skies! Enjoy your reading through the year as we _____ all the wonderful words that are to come in Blast Off! Upwards and _____ and happy birthday, TSM!

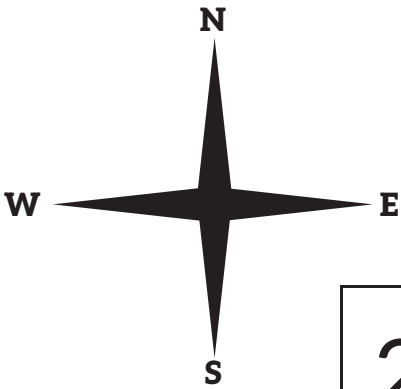
—Jools and Vern



Airship
Webweaver
special
onwards
that
Enjoy
birthday
chuffed
celebrate
whipped

FOLLOW THAT BALLOON!

Jools and Vern are following a balloon to make their way to the party in the Airship Cumulus. Use the compass to follow the directions in the grid and find out which balloon they should be following.



2S	3W	3S	2E	4W	5W
2S	3W	3S		4W	2E
2E	2E	1S	2S	4W	2E
2S		3E	2E	4W	1S
2S	3W	3S	2E		1W
4E	3N	3S	2E	3W	2E

START HERE →



LADDER LETTERS

Change one letter on each line of the ladders to form new words.



C	A	K	E
		M	
G	A		
G		V	
H			
H		T	
H	A	T	S



H	A	T
	O	
P		T
P	O	P



F	U	N
P		N
P		
P	I	E



PICK THE PRIZE

The Countdown Crew have popped out of their portholes for a game of pass the parcel. Each of them won a round and received a lollipop. Follow the lines to match the character to their sweet prize and write the answers below.




Captain Ahab



Shasta



Bob








WHAT'S IN A WORD?

Solve the clues below to figure out the winning word running from top to bottom in the coloured squares.



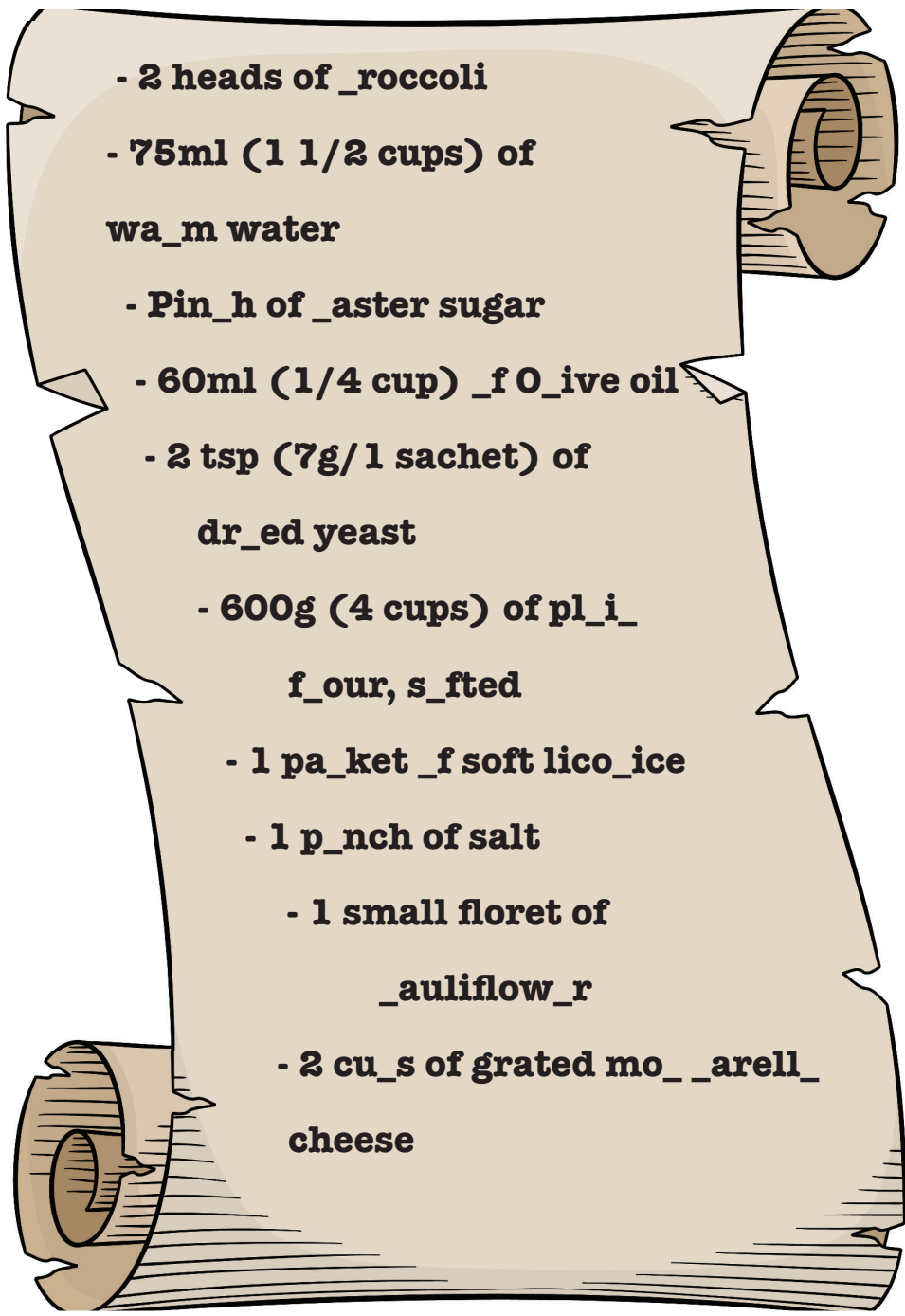
1. Something people might do when music is put on.
2. Long colourful paper ribbons you might hang up for a party.
3. Blow these out as you make a wish!
4. Tiny pieces of colourful paper.
5. They float through a party when filled with helium.
6. A type of party that is kept secret from the guest of honour.
7. Sweet treats that the candles go in.
8. A card or message that tells guests the details of an upcoming party.
9. The sound someone might dance to at a party.
10. A range of things you put up to make the party look more festive.
11. A colourful character or shape that you hit with a stick to get treats to fall out.

WINNING WORD: _____

IN THE KITCHEN



Shasta is preparing a buffet of delights for the party guests. Figure out what the recipe below is for by filling in the missing letters and adding them to the box at the bottom of the page.



__O__

__D__

__I__




















CRACK THE CAKE CODE

Use the code cracker below to fill in the letters
and answer the teddy bear's riddle



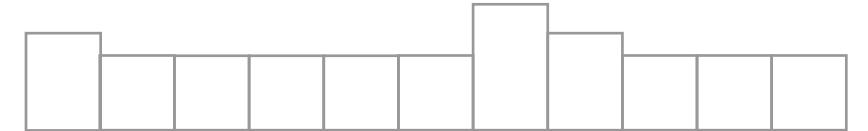
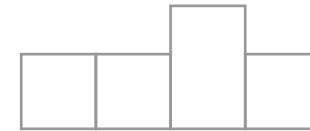
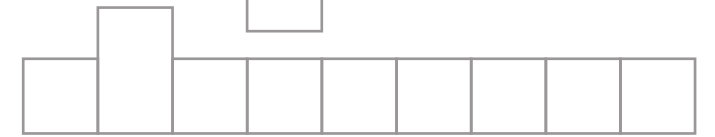
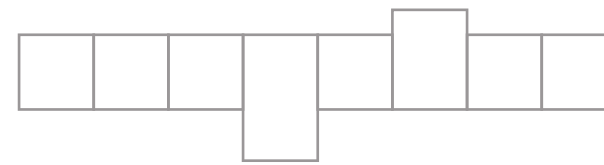
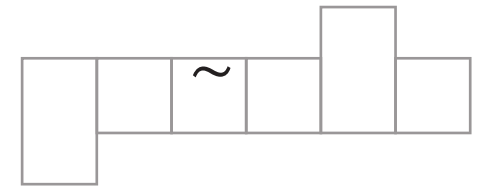
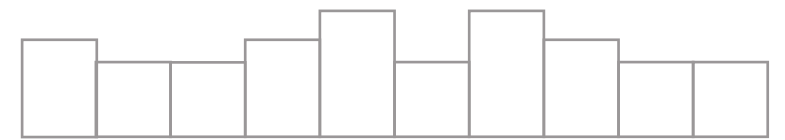
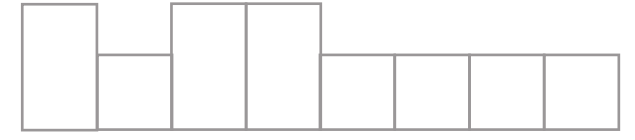
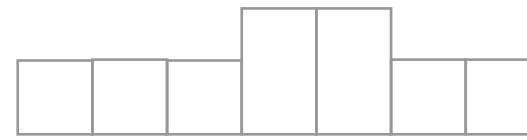
Why
didn't the teddy
bear have any
birthday
cake?



A	B	C	D	E	F	G	H	I	J	K	L	M
												
N	O	P	Q	R	S	T	U	V	W	X	Y	Z
												

FITTING IT ALL IN


Using the answers from the previous page, fill in the boxes below so that the words fit in the correct spaces







— Come up with your own party-themed words and create boxes for them below, then swap with your classmates to test them out!

PUZZLING PARTY PLANNING


Complete the logic puzzle below by using the clues to identify which colour hat each character wore to the party and what food they brought to share with their friends. Nobody wore the same colour hat or brought the same food as anyone else. Once you have figured out an answer, put ticks and crosses in the relevant boxes to help you narrow down the solution. Write your answers in the table on the opposite page as you go to keep track of them and complete the puzzle.



	GREEN	PINK	YELLOW	BLUE	RED	CUPCAKES	FAIRY BREAD	CHIPS	POPCORN	BISCUITS
JOOLS										
VERN										
CAPTAIN AHAB										
BOB THE OTTER										
SHASTA										
CUPCAKES										
FAIRY BREAD										
CHIPS										
POPCORN										
BISCUITS										



1. The food Bob brought, and the colour of his hat, both start with the same first letter as his name.
2. Jools did not bring fairy bread or chips.
3. The character wearing the pink hat also covered their cupcakes in pink icing.
4. The colour of Shasta's hat would be last on the list if all the colours were written in alphabetical order.
5. The character wearing the red hat brought fairy bread.
6. Jools used green food colouring to dye her popcorn the same colour as his hat.
7. Captain Ahab shared his cupcakes with his crew and other guests.



CHARACTER	PARTY HAT COLOUR	PARTY FOOD