









CAN YOU PICTURE IT?



Use the pictures in each box to help you figure out the party-related words and phrases.


















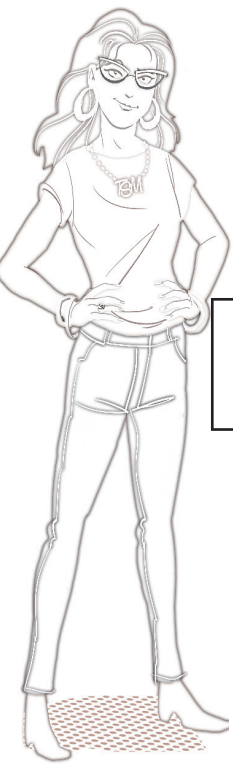






Create your own below and test them out with your classmates!

Name: _____



THE SCHOOL MAGAZINE'S 110th BIRTHDAY ACTIVITY BOOK

WELCOME TO THE CELEBRATION!

Mr Erasmus and Sylphie Quicksilver are ready to celebrate with you! Unfortunately, your invitations have arrived with some of the words missing. Use the words in the list to fill in the blank spaces so you can get moving on the party puzzles!

Well, guess _____?

2026 _____ the 110th _____ for TSM! Join us throughout the _____ as we celebrate the wonderful _____ of words in the _____ of *Orbit*! There'll be _____ galore, coming as fast as I can circle the _____. And Mr Erasmus will be there all the _____ with us as we delight in all _____ wordy!

Whooooosh!

—Sylphie Quicksilver

way
world
birthday
things
marks
surprises
skies
what
pages
year

FOLLOW THAT BALLOON!

Jools and Vern from *Blast Off* are following a balloon to make their way to the party. Use the compass to follow the directions in the grid and find out which balloon they should be following.

2S	3W	3S	2E	4W	5W
2S	3W	1E		1W	2E
2E	2E	1N	2S	4W	2E
2S		3E	2E	4W	1S
2S	3W	3S	2E		4N
4E	3N	3S	2E	3W	2E

START HERE →

LADDER LETTERS

Change one letter on each line of the ladders to form new words.



H	A	T
	O	
		T
P	O	P





F	U	N
P		N
P	I	E

C	A	K	E
		M	
	A		
G		V	
H			
H		T	
H	A	T	S



PICK THE PRIZE

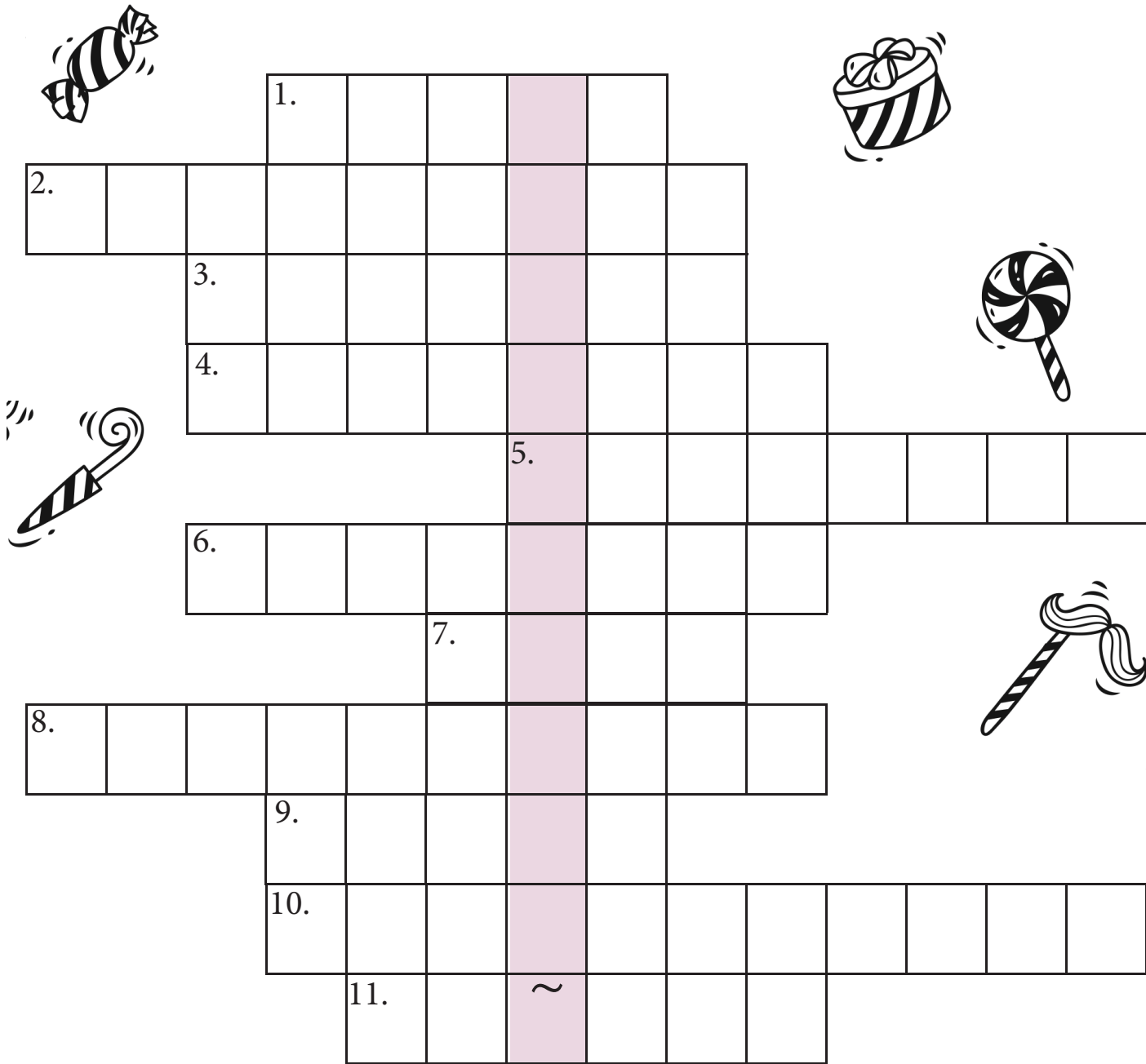
Some of the *Touchdown* characters have mixed up the presents they're taking to the party!
Follow the lines to help each character find the correct gift and write the answers below.



Pencils D Barrymore

WHAT'S IN A WORD?

Solve the clues below to figure out the winning word running from top to bottom in the coloured squares.



1. Something people might do when music is put on.

2. Long colourful paper ribbons you might hang up for a party.

3. Blow these out as you make a wish!

4. Tiny pieces of colourful paper.

5. They float through a party when filled with helium.

6. A type of party that is kept secret from the guest of honour.

7. The sweet treat that the candles go in.
8. A card or message that tells guests the details of an upcoming party.

9. The sound someone might dance to at a party.

10. A range of things you put up to make the party look more festive.

11. A colourful character or shape that you hit with a stick to get treats to fall out.
- WINNING WORD: _____

IN THE KITCHEN



Sylphie Quicksilver and Mr Erasmus decided to make some mulberry scones as a surprise treat for the other party guests. Check the price list for each type of ingredient, then calculate what it will cost for the quantities that they need.



- Ingredients

1 1/2 cups of flour

1/4 cup of sugar

1/4 tsp baking powder

1/2 teaspoon salt

1/4 cup butter

1/2 cup buttermilk

1 egg

1 1/2 cups of fresh mulberries


Price list	
Flour	\$1 per cup
Sugar	\$3 per cup
Baking powder	40c per teaspoon
Salt	10c per teaspoon
Butter	\$4 per cup
Buttermilk	\$1.50 per cup
Eggs	\$6 per dozen
Fresh mulberries	\$5 per cup
























Calculated costs	
Flour	_____
Sugar	_____
Baking powder	_____
Salt	_____
Butter	_____
Buttermilk	_____
Eggs	_____
Fresh mulberries	_____
TOTAL COST	_____



CRACK THE CAKE CODE

Use the code cracker below to fill in the letters and answer the teddy bear's riddle



A	B	C	D	E	F	G	H	I	J	K	L	M
												
N	O	P	Q	R	S	T	U	V	W	X	Y	Z
												

FITTING IT ALL IN


After solving the puzzle on the previous page, write the words in the spaces below, then find them in the wordsearch.

A	O	D	D	E	T	C	C	S	W	A	Z	D	S	H
V	I	R	C	O	N	M	T	N	C	R	A	E	T	T
S	F	N	R	S	E	Q	I	O	T	P	T	C	Y	J
F	A	S	V	O	R	T	E	O	N	K	H	O	T	B
D	L	S	Y	I	T	E	L	L	S	B	V	R	G	N
P	F	K	O	E	T	A	M	L	R	C	F	A	B	N
S	I	F	F	L	E	A	M	A	R	G	W	T	N	L
W	D	N	V	N	H	T	T	B	E	C	L	I	S	T
B	O	N	A	P	P	E	T	I	A	R	C	O	L	G
C	H	A	M	T	I	P	S	N	O	I	T	N	O	N
A	P	L	S	E	A	W	D	I	O	N	D	S	R	E
M	U	S	I	C	L	L	S	U	R	P	R	I	S	E
F	R	E	S	T	E	D	F	B	G	H	R	U	T	L
W	E	N	F	S	D	R	E	L	G	H	R	Z	V	B
S	E	K	A	C	T	R	E	E	T	S	M	I	P	L



PUZZLING PARTY PLANNING

Complete the logic puzzle below by using the clues to identify which food each guest brought to the party and which game they organised. Nobody brought the same food or organised the same game as anyone else. Once you have figured out an answer, put ticks and crosses in the relevant boxes to help you narrow down the solution. Write your answers in the table on the opposite page as you go to keep track of them and complete the puzzle.



	PASS THE PARCEL	BEANBAG TOSS	LIMBO	TREASURE HUNT	MUSICAL CHAIRS	SANDWICHES	SUSHI ROLLS	FRUIT SKEWERS	PIZZA SLICES	CRACKERS AND DIP
MRERASMUS										
SYLPHIEQUICKSILVER										
FRANJIPPANI										
PENCILS DBARRYMORE										
CALLAWAY CANARY										
SANDWICHES										
SUSHI ROLLS										
FRUIT SKEWERS										
PIZZA SLICES										
CRACKERS AND DIP										



1. Pencils prepared his hummus and guacamole just before he left for the party.
2. Mr Erasmus used two loaves of bread for his party food.
3. Everyone started Pencils' game with nothing, but had each found something by the end.
4. Fran's party food and party game both start with the same letter.
5. The guest who organised limbo used sticks for their party food.
6. The guest who brought sushi did not organise the bean bag toss.
7. Sylphie asked Mr Erasmus to help her set up chairs for everyone for the start of her party game.

CHARACTER	PARTY GAME	PARTY FOOD